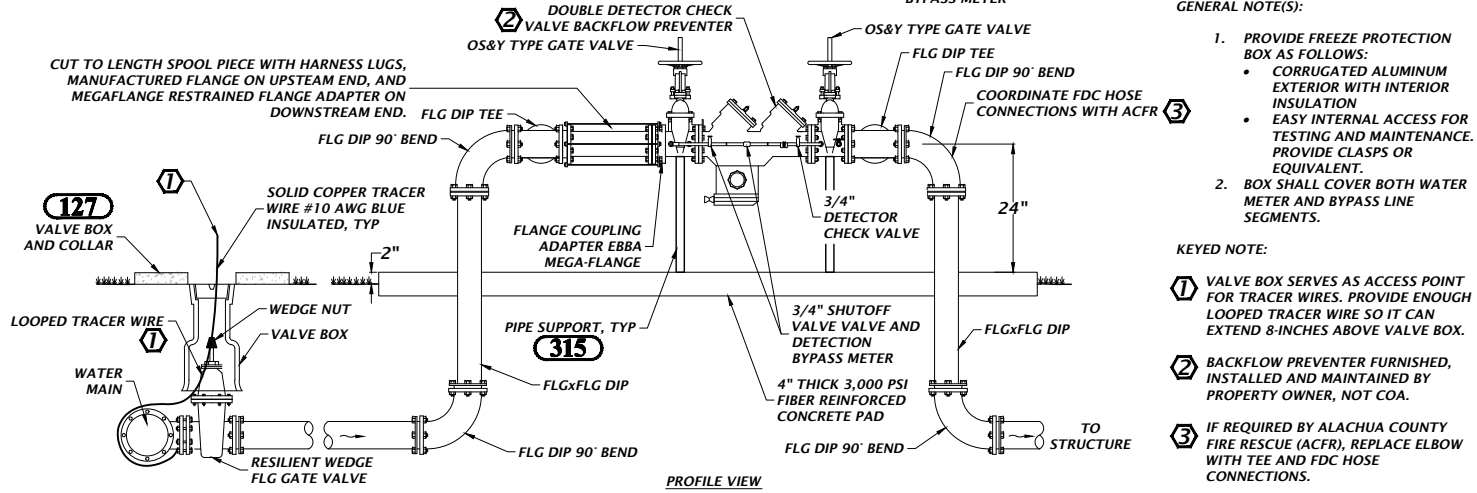


GENERAL NOTE(S):

1. PROVIDE FREEZE PROTECTION BOX AS FOLLOWS:
  - CORRUGATED ALUMINUM EXTERIOR WITH INTERIOR INSULATION
  - EASY INTERNAL ACCESS FOR TESTING AND MAINTENANCE. PROVIDE CLASPS OR EQUIVALENT.
2. BOX SHALL COVER BOTH WATER METER AND BYPASS LINE SEGMENTS.

KEYED NOTE:

- 1 VALVE BOX SERVES AS ACCESS POINT FOR TRACER WIRES. PROVIDE ENOUGH LOOPED TRACER WIRE SO IT CAN EXTEND 8-INCHES ABOVE VALVE BOX.
- 2 BACKFLOW PREVENTER FURNISHED, INSTALLED AND MAINTAINED BY PROPERTY OWNER, NOT COA.
- 3 IF REQUIRED BY ALACHUA COUNTY FIRE RESCUE (ACFR), REPLACE ELBOW WITH TEE AND FDC HOSE CONNECTIONS.

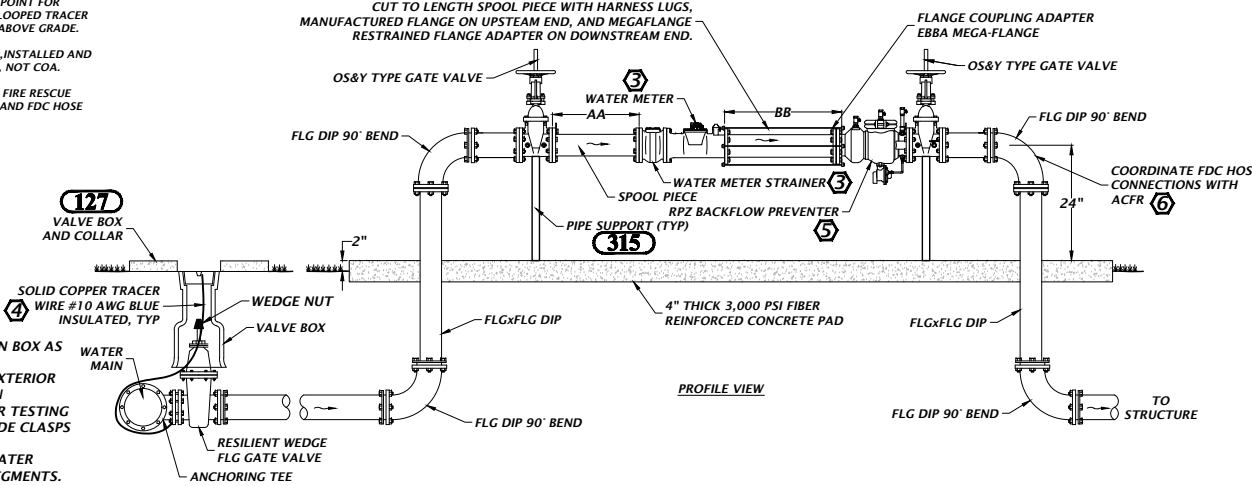
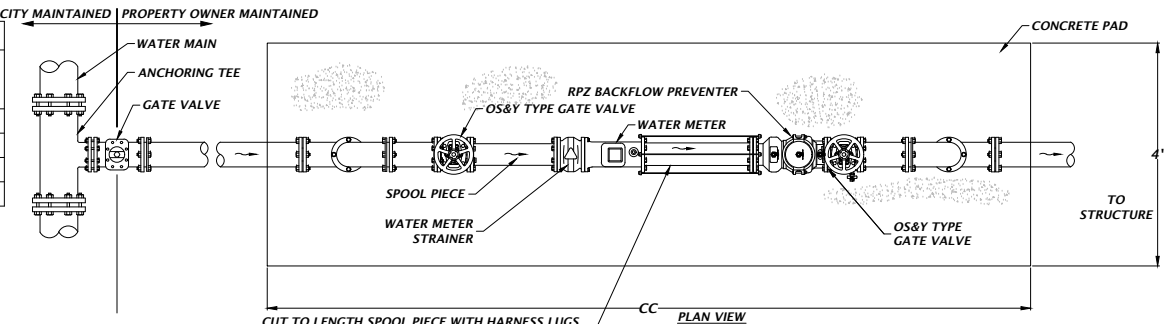


**139** FIRE LINE 4" AND LARGER DOUBLE DETECTOR CHECK VALVE BACKFLOW PREVENTER (NO DOWNSTREAM DIESEL FIRE PUMP)  
NTS

METER SIZE	DIMENSION		
	AA	BB	CC
4"	24"	12"	14"
6"	36"	18"	18"
8"	48"	24"	22"
10"	60"	30"	27"

KEYED NOTE(S):

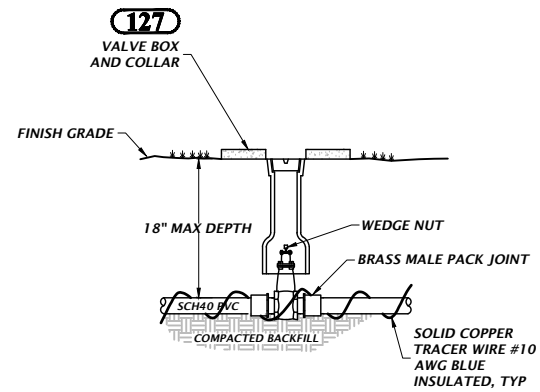
- 1 DIMENSION AA MUST BE MINIMUM 5 TIMES PIPE DIAMETER (UPSTREAM OF METER).
- 2 DIMENSION BB MUST BE MINIMUM 3 TIMES PIPE DIAMETER (DOWNSTREAM OF METER).
- 3 WATER METER AND STRAINER FURNISHED, OWNED, AND MAINTAINED BY COA.
- 4 VALVE BOX MAY SERVE AS ACCESS POINT FOR TRACER WIRES. PROVIDE ENOUGH LOOPED TRACER WIRE SO IT CAN EXTEND 8-INCHES ABOVE GRADE.
- 5 BACKFLOW PREVENTER FURNISHED, INSTALLED AND MAINTAINED BY PROPERTY OWNER, NOT COA.
- 6 IF REQUIRED BY ALACHUA COUNTY FIRE RESCUE (ACFR), REPLACE ELBOW WITH TEE AND FDC HOSE CONNECTIONS.



GENERAL NOTE(S):

1. PROVIDE FREEZE PROTECTION BOX AS FOLLOWS:
  - CORRUGATED ALUMINUM EXTERIOR WITH INTERIOR INSULATION
  - EASY INTERNAL ACCESS FOR TESTING AND MAINTENANCE. PROVIDE CLASPS OR EQUIVALENT.
  - BOX SHALL COVER BOTH WATER METER AND BYPASS LINE SEGMENTS.

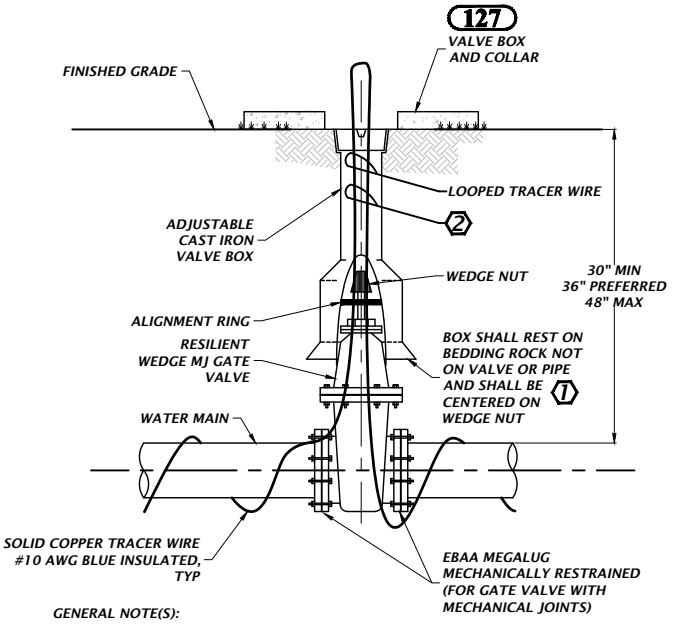
**148** POTABLE WATER 4" AND LARGER WATER METER AND BACKFLOW PREVENTER ASSEMBLY  
NTS



GENERAL NOTE(S):

1. WATER VALVE BOX TOPS ARE TO BE CAST WITH THE WORD "WATER" ON TOP AND PAINTED BLUE.

**142** 2" RESILIENT SEAT WEDGE GATE VALVE FOR WATER AND RECLAIMED WATER SERVICE CONNECTIONS  
NTS



GENERAL NOTE(S):

1. PVC EXTENSIONS SHALL NOT BE USED ON VALVE BOX INSTALLATION.
2. VALVE BOX LID TO BE LETTERED WITH THE WORD "WATER" OR "RECLAIMED".

KEYED NOTE(S):

- 1 WHEN VALVE BOX IS TO BE INSTALLED IN ROADWAY OR OTHER TRAFFIC AREAS SET VALVE BOX ON FIVE (5) SOLID COMMON BRICKS.
- 2 VALVE BOX MAY SERVE AS ACCESS POINT FOR TRACER WIRES. PROVIDE ENOUGH LOOPED TRACER WIRE SO IT CAN EXTEND 8-INCHES ABOVE GRADE.

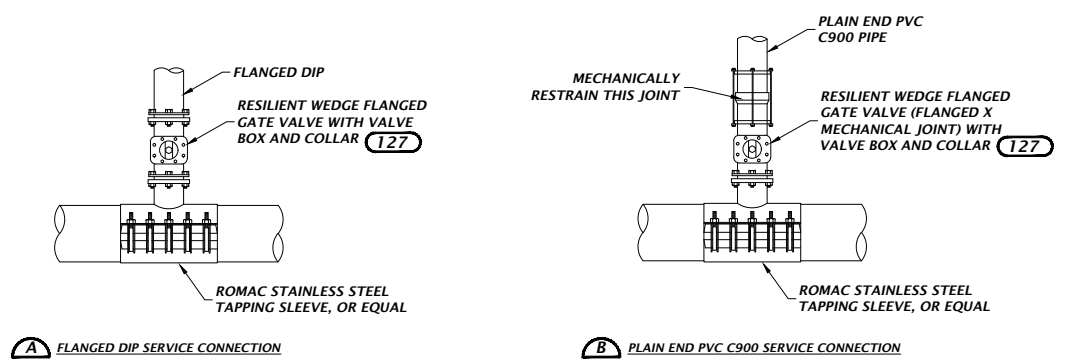
**145** GATE VALVE FOR WATER AND RECLAIMED WATER MAINS 4" OR LARGER  
NTS

GENERAL NOTE(S):

1. MINIMUM RESTRAINED LENGTHS ARE BASED ON (309) AND ARE SUFFICIENT FOR BOTH DIP AND PVC PIPE.
2. THIS DETAIL APPLIES TO BOTH NEW SERVICE CONNECTIONS INSTALLED ON NEW PIPE AND NEW SERVICE CONNECTIONS INSTALLED ON EXISTING PIPE.

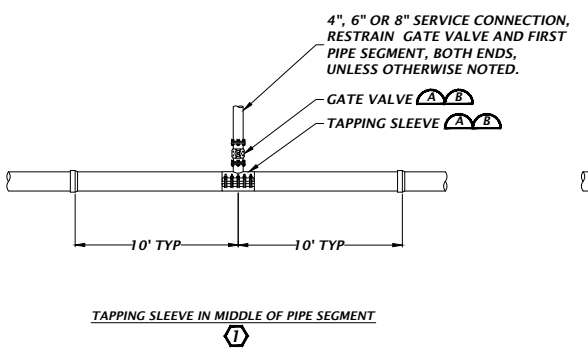
KEYED NOTE(S):

- 1 PREFERRED LOCATION TO REDUCE THRUST FORCES IN THE PIPE BRANCH.
- 2 IF 5' MIN DISTANCE BETWEEN JOINT AND TAPPING SLEEVE IS NOT POSSIBLE, CONTACT COA. THRUST FORCE ANALYSIS REQUIRED.

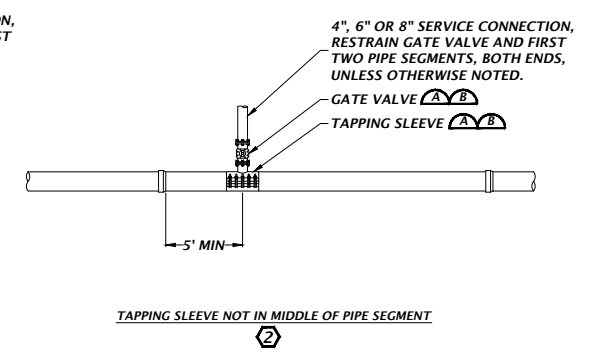


**A** FLANGED DIP SERVICE CONNECTION

**B** PLAIN END PVC C900 SERVICE CONNECTION



TAPPING SLEEVE IN MIDDLE OF PIPE SEGMENT



TAPPING SLEEVE NOT IN MIDDLE OF PIPE SEGMENT

**149** WATER SERVICE CONNECTION FOR NEW AND EXISTING MAINS - 4", 6" AND 8"  
NTS

OTC WATER DETAILS - SEE (151) FOR ABBREVIATIONS REVISION 1: 4/13/2020